

Where can I find Roadmaps in Jalapeno?

Roadmaps are found in a variety of places within Jalapeno. They are used to display time-based work or change against specified groupings.

Anything charted within a roadmap must have a start and end date modeled.

What kind of things can be charted in a Roadmap?

Temporal based change can be charted as a roadmap as the start and end dates allow placement of the change on a timescale. The following model elements may be represented on a roadmap;

- Initiatives
- Programs
- Projects
- Sprints


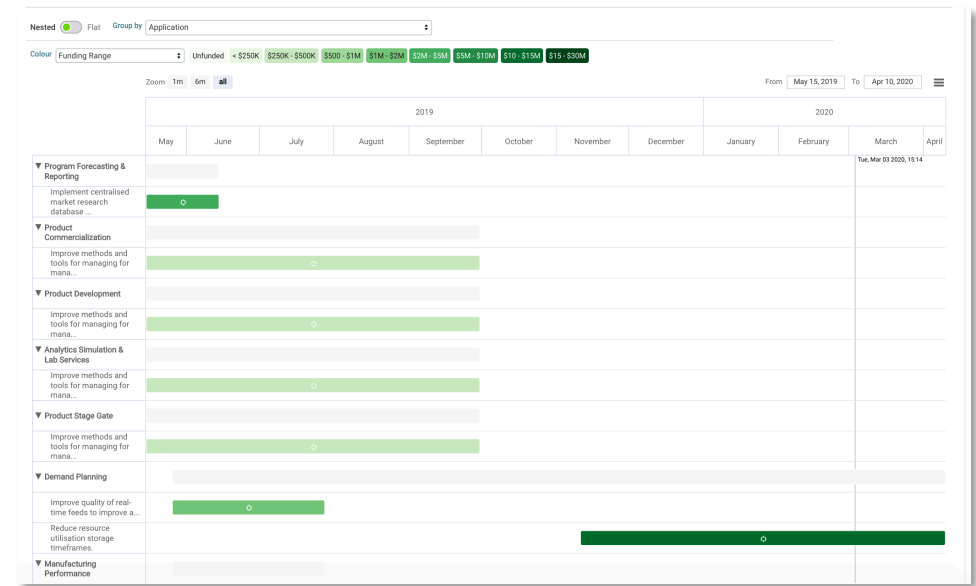
Epics may appear on a roadmap but their start and end dates are inferred from the sprints within which they are scheduled.

Am I able to control the timescale used on the roadmap?

Yes. The timescale is automatically created based on the earliest start date and latest end date of all the change depicted on the roadmap. You may use the “Zoom” feature directly above the timescale to specify a 1 month, 6 month, or ‘All’ time interval and you may also specify start and end dates for the timescale using the ‘from’ and ‘to’ date picker directly above the timescale.

How can I manage the detail being shown in the roadmap?

Using the “Nested / Flat” toggle, use the Nested option to expand out each categorization or grouping to show individual pieces of work in the roadmap and use the Flat option to collapse each piece of work together within a single category or group.



Am I able to group the work within the roadmap differently?


Attributes of the changes plotted on the roadmap may be used to group the change in different ways. Available attributes are found within the “Group By” drop down list. Selecting a different grouping will automatically reorganize the roadmap according to the newly selected grouping parameter.

How do I heatmap my roadmap?


Attributes of the changes plotted on the roadmap may be used to heat map the pieces of work. Available attributes are found within the “Color” drop down list. Selecting a attribute will recolor the roadmap accordingly.

For information about setting heat map properties, refer to this [Guide](#).

Can the roadmap be exported?

Yes. Clicking on the export icon  on the top right corner of the roadmap will provide you with the formats in which you can export. When you select your preferred format, the exported roadmap will be exported into your downloads file. The file will be named “chart”.

Can I edit the roadmap from the roadmap view?

Yes. Click on the inspect icon  on any piece of work represented on the roadmap and you can drill directly into the detail of that change where you can make the necessary changes.

If you would like to move the start or end dates of the change you may simply drag the edge of the roadmap bar until it reaches the desired date on the time scale.

