



INTELLIGENT BUSINESS TRANSFORMATION

# Creating Dynamic Jalapeno Capability Maps

*Getting Started*



# Creating a Dynamic Capability Map in Jalapeno

---

## Getting Started – Creating a Baseline

### Configuration Baseline

Jalapeno allows you to create and configure features to manage your content the way that you need to. Many of these can be adjusted or added to as you go. Here's what you'll need to get started:

- Colour Attributes (Heatmaps) for Capabilities, People, Process, Information and Technology.
- Metamodel extensions for any properties not included in the out-of-the-box import spreadsheets.

### Content Baseline

Most organisations already have a information available in different formats which form a baseline that needs to be imported into Jalapeno. Using excel based imports templates, here is what you can import to form you capability map starting point;

- Capabilities
- Content related to Capabilities;
  - Roles, Business Units, Skills
  - Process Hierarchy
  - Information Objects
  - Applications
  - Epics or Uplifts to a Capability

# Creating a Dynamic Capability Map in Jalapeno

## Colour Attributes – What are they and why do I need them?

### What are they?

Colour attributes are custom properties that you can create for each class type in Jalapeno. They are expressed as drop down lists and you can choose the values for selection.

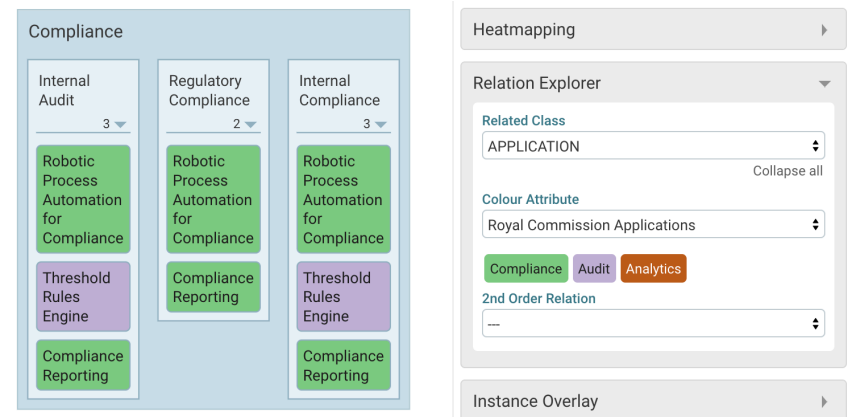
Colour attributes are used to heatmap related classes within your capability map and are a useful analysis and communication tool when discussing capability map impacts.

For example, the Application Maturity is a commonly used colour attribute for Applications and Manual / Automated is a common criteria for Processes. Organisations also use their own criteria.

### What will they look like?

When configuring Colour Attributes you will have the opportunity to select the associated colour palette.

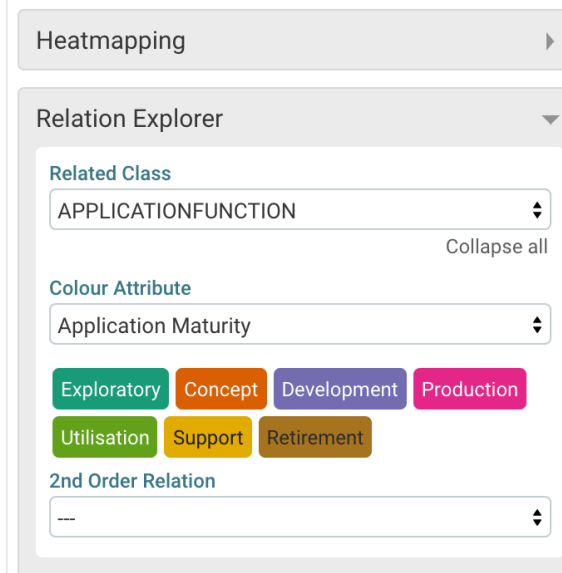

When you have selected the part of the capability map you wish to explore, simply select the related class that is of interest and select an associated Colour Attribute.



# Creating a Dynamic Capability Map in Jalapeno

## Colour Attributes – Show me an example

Eluxem Retail Group has been experiencing a lot of supply chain management issues in recent months. Staff are reporting failures in the distribution and stock control areas and there are grumblings about outdated systems. The CIO has ordered an investigation but an impact analysis across all supply chain systems would take too long. Using Jalapeno the team was able to look at all capabilities within the supply chain management space and the maturity of the supporting application functions. A distinct lack of application maturity was found in the Supplier Management space and allowed the team to immediately present the CIO with a starting hypothesis which will significantly focus their investigation.



# Creating a Dynamic Capability Map in Jalapeno

---

## Metamodel Extensions – What are they and why do I need them?

### What are they?

Jalapeno is driven by a powerful metamodel that is available to you out of the box. Since no organisation is the same, occasionally you may want to add properties, classes or relationships to the Jalapeno metamodel. Your coach will advise you on the best way to structure any metamodel extensions and will complete the configuration for you.

### What will they look like?

Metamodel extensions can be made available in import and export templates, as well as within other areas of Jalapeno.

Your Jalapeno coach will walk you through the specific impacts of any extensions that you require.